



POPULATION *Newsletter*

Number 77

June 2004

Report of the Secretary-General on the review and appraisal of the progress made in achieving the goals and objectives of the Programme of Action of the International Conference on Population and Development, 2004

The thirty-seventh session of the Commission on Population and Development met in New York during the last week of March, 2004. The purpose of this session of the Commission was to undertake a review and appraisal of the implementation of the Programme of Action of the International Conference on Population and Development. In its resolution 49/128 of 19 December 1994, the General Assembly had named the Commission on Population and Development as the body responsible for monitoring, reviewing and assessing the implementation of the Programme of Action. This was the second time that the Commission had undertaken such a review and appraisal; the first review and appraisal was undertaken by the Commission in 1999.¹

The discussion at the Commission on Population and Development was based on a report prepared by the Population Division. The report, *Review and Appraisal of the Progress Made in Achieving the Goals and Objectives of the Programme of Action of the International Conference on Population and Development: The 2004 Report* (ST/ESA/SER.A/235) was revised after the Commission session, based on comments at the Commission. The report contains an introduction and seven sections. The first two sections provide an overview of population levels and trends, and population growth, age structure and distribution in the world and its major regions. These are followed by four sections focusing on clusters of issues: reproductive rights and reproductive health; health and mortality; international migration and population

CONTENTS

Report of the Secretary-General on the review and appraisal of the progress made in achieving the goals and objectives of the Programme of Action of the International Conference on Population and Development	1
World Population Policies 2003	6
World Population Prospects: The 2002 Revision	8
World Urbanization Prospects: The 2003 Revision	11
Levels and Trends of Contraceptive Use as Assessed in 2002	13
Living Arrangements of Older Persons	15
Commission on Population and Development	18
2004 Resolutions and Decisions adopted by the Commission on Population and Development, and the General Assembly with regard to population and development	20
Selected work in progress:	
Wall chart on population ageing 2005	23
Wall chart on world fertility trends 2004	23
PRED bank 4.0	24
World Economic and Social Survey 2004	24
Recent publications	24
<i>Back page:</i> Major population concerns of Governments in 2003.	

programmes. The last section summarizes the major conclusions of the report.

The report describes the notable demographic changes that have occurred in the world during the 10 years since the adoption of the ICPD Programme

¹ *Review and Appraisal of the Progress Made in Achieving the Goals and Objectives of the Programme of Action of the International Conference on Population and Development: The 1999 Report* (United Nations publication, Sales No. E.99.XIII.16)

of Action. The world population reached 6.4 billion persons in 2004 (table 1). The current average annual growth rate of population is 1.3 per cent, significantly lower than the rate of 1.7 per cent in the period from 1975 to 1990. In the less developed regions, the growth rate is higher, at 1.6 per cent. In the more developed regions, in

contrast, the annual growth rate is significantly lower at 0.3 per cent. As a result, about 95 per cent of the annual population increase between 1994 and 2004 occurred in less developed regions—75 million of the 78 million people added to the world annually were added to the developing world.

TABLE 1. POPULATION BY MAJOR AREA, 1994 AND 2004, AND AVERAGE ANNUAL GROWTH RATE, 1994-2004

Major area	Population by major area (millions)		Average growth rate in 1994-2004 (percentage)
	1994	2004	
World	5 594	6 378	1.31
More developed regions	1 170	1 206	0.31
Less developed regions	4 424	5 172	1.56
Least developed countries	576	736	2.44
Africa	690	869	2.31
Asia	3 379	3 871	1.36
Europe	727	726	-0.02
Latin America and the Caribbean	473	551	1.52
Northern America	296	329	1.05
Oceania	28	33	1.36

Source: *World Population Prospects: The 2002 Revision, vol. 1, Comprehensive Tables* (United Nations publication, Sales No. E.03.XIII.6).

Ninety-five per cent of the annual population increase between 1994 and 2004 occurred in less developed regions.

The decrease in population growth at the world level has been the result of the almost universal reduction of fertility in the 1990s. The number of countries with fertility levels above 5 children per woman, most of which are in Africa, dropped from 55 in 1990-1995 to 34 in 2000-2005. During the same period, the number of countries with below replacement level fertility increased from 51 to 62. Although most of these countries are in the more developed regions, the number of countries in the less developed regions exhibiting below-replacement fertility has doubled to 20.

Reproductive health programmes have been established in many countries, with rising contra-

ceptive use among couples indicating greater access to family planning. According to the latest available data (pertaining to observations around 1997), the level of contraceptive use by couples in union is estimated at nearly 70 per cent in the more developed regions and 60 per cent in the less developed regions (table 2). However, many births are still unwanted or mistimed, and modern family planning methods remain unavailable to large numbers of couples. Adolescent reproductive behaviour, in particular, has become an emerging worldwide concern.

The average life expectancy at birth in the world increased by about two years, from 63.8 years in 1990-1995 to 65.5 years in 2000-2005. This is despite a trend of increasing mortality levels observed in some countries, particularly those hard hit by the HIV/AIDS epidemic and those with economies in transition.

TABLE 2. PROPORTION OF COUPLES^a USING CONTRACEPTION BY MAJOR AREA, VARIOUS YEARS^b

Major area	Year	Percentage currently using	
		Any method	Modern methods ^c
World.....	1998	60.9	54.0
More developed regions	1996	68.5	55.3
Less developed regions	1998	59.4	53.7
Africa.....	1999	26.8	19.8
Asia.....	1998	63.5	58.4
Europe	1995	67.0	48.9
Latin America and the Caribbean.....	1997	70.5	61.7
Northern America.....	1995	76.2	70.8
Oceania	1990	61.7	57.2

Source: *Levels and Trends of Contraceptive Use as Assessed in 2002* (United Nations publication, forthcoming).

^aThose who are in a marital or consensual union with the woman aged 15-49.

^bBased on latest data available as of September 2003.

^cBeing more effective at preventing pregnancy and including female and male sterilization, the pill, the intrauterine device (IUD), the male condom, injectables and implants, and vaginal barrier methods.

The HIV/AIDS epidemic continues to expand throughout the world, erasing decades of social and economic progress and having a devastating impact on populations in terms of increased morbidity and mortality. For some countries, the demographic impact of AIDS is enormous. The population of the 53 most affected countries is projected to be 129 million people lower in 2015 than it would have been in the absence of AIDS. By the end of 2002, about 42 million people were infected with HIV, and 22 million people around the world had already lost their lives to the disease. Some 3.1 million people died of AIDS in 2002.

The HIV/AIDS epidemic continues to expand throughout the world, erasing decades of social and economic progress and having a devastating impact on populations in terms of increased morbidity and mortality.

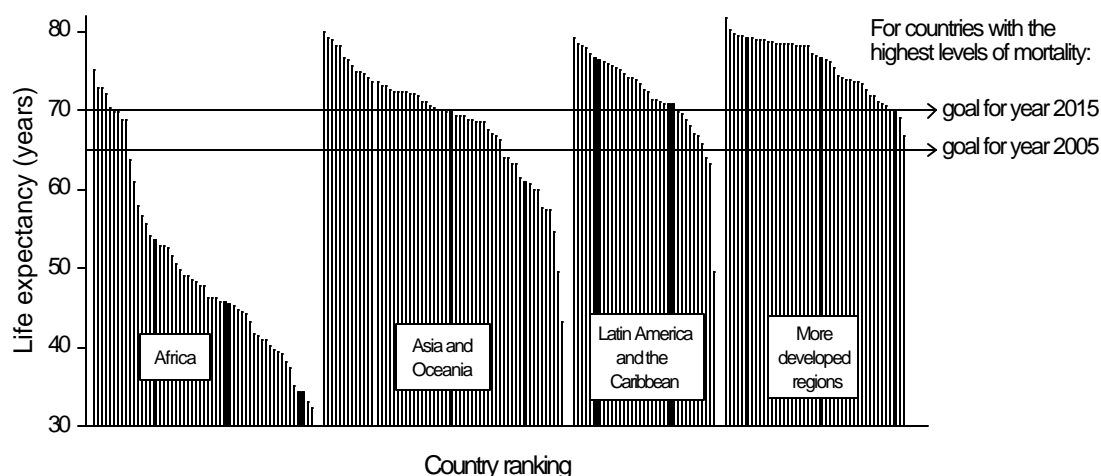
A total of 100 out of 192 countries, representing 47 per cent of the world population in 2003, have met the Programme of Action's goal of a life expectancy at birth greater than 70 years in 2000-2005 (figure 1). However, 36 countries, mainly in sub-Saharan Africa, still have life expectancies at birth lower than 50 years. While global life expectancy is increasing, progress is by no means uniform, as many countries have witnessed a stagnation of mortality

if not a decline in life expectancy. The causes for these trends are conflict, socio-economic transformations, the re-emergence of infectious diseases, such as malaria, tuberculosis and cholera, and the impact of the HIV/AIDS epidemic.

A total of 100 out of 192 countries, representing 47 per cent of the world population in 2003, have met the Programme of Action's goal of a life expectancy at birth greater than 70 years in 2000-2005.

With respect to child survival, progress has been greatest in the control of preventable diseases. Nonetheless, lack of basic sanitation, safe drinking water and food continues to contribute greatly to mortality and morbidity from diarrhoeal disease. The United Nations Environment Programme (UNEP) estimates that 2.4 billion people lack access to adequate sanitation facilities. Huge differences persist in infant mortality. The current rate in the less developed regions is 61 deaths under age one per 1,000 live births, compared to 8 deaths per 1,000 in the more developed regions. A total of 130 out of 192 countries, representing 65 per cent of the world population, are expected to achieve the Programme of Action's goal of an infant mortality rate below 50 deaths per 1,000 live births by 2000-2005. However, 62 countries, accounting for 35 per cent of the world population, will not meet that goal.

Figure 1. Life expectancy at birth in 2000-2005 and ICPD goals for life expectancy



NOTE: Each vertical line represents one country. ICPD goals are: (a) countries should aim to reach a life expectancy greater than 80 years by 2005 and 75 years by 2015; (b) countries with the highest levels of mortality should aim to reach a life expectancy greater than 65 years by 2005 and 70 years by 2015.

Source: *World Population Prospects: the 2002 Revision. Vol. 1, Comprehensive Tables* (United Nations publication, Sales No. E.03.XIII.6).

The report finds that population distribution is a concern for many countries, especially in the less developed regions. In fact, only about one fourth of all countries in the less developed regions are satisfied with their patterns of spatial distribution. By 2005, nearly 50 per cent of the world population (3.2 billion people) will reside in urban areas. Between 2005 and 2015, the urban areas of the less developed regions will absorb virtually all the population growth expected at the world level. This phenomenon could exacerbate the already existing problems related to rapid urbanization.

Population ageing has also become more evident throughout the world. Decreasing fertility along with increasing life expectancy continues to reshape the age structure of the population in all regions of the world by shifting the relative weight of the population from younger to older ages. In 1995, there were 542 million persons aged 60 years or older in the world, representing almost 10 per cent of the world population. By 2015, this number is projected to increase to 886 million or 12 per cent of the world population. Indeed, the older population has already surpassed the child population (persons aged 0-14) in the more developed regions.

Decreasing fertility along with increasing life expectancy continues to reshape the age structure of the population in all regions of the world by shifting the relative weight of population from younger to older ages.

With respect to international migration, as of mid-2000, approximately 175 million persons resided in a country other than that in which they were born, three-fifths of whom lived in the more developed regions (table 3). The Programme of Action stated that the option to remain in one's country should be a viable one for all people. Political instability and widening disparities in wage and employment opportunities among countries, however, have increased the potential for politically as well as economically motivated international migration across national borders. Between 1990 and 2000, the number of international migrants in the world increased by 21 million persons. Although the vast majority of international migrants are making significant contributions to their host countries, international migration entails the loss of human resources for many countries of origin and may give rise to political, economic or social tensions in countries of destination.

Political instability and widening disparities in wage and employment opportunities among countries have increased the potential for politically as well as economically motivated international migration across national borders.

As a result, immigration has become a major issue of concern in an increasing number of countries. The implementation of national policies to affect levels and patterns of international

TABLE 3. NUMBER OF INTERNATIONAL MIGRANTS BY MAJOR AREA, 2000

<i>Major area</i>	<i>Number (millions)</i>	<i>As percentage of population</i>
World	175	2.9
More developed regions.....	104	8.7
Less developed regions	71	1.5
Least developed countries	11	1.6
Africa	16	2.1
Asia	50	1.4
Europe.....	56	7.7
Latin America and the Caribbean	6	1.1
Northern America	41	13.0
Oceania.....	6	19.1

Source: International Migration, 2002 (United Nations publication, Sales No. E.03.XIII.3) wall chart.

migration has spread to all regions of the world. The number of Governments adopting new measures to influence migration has grown rapidly. In 2001, for example, 40 per cent of countries had a policy to lower immigration. The number of refugees in the world fell by 24 per cent from 1997 to 2001 compared with the previous five years. Only 31 per cent of the asylum cases filed in the developed countries were decided positively in 2001. More recently, in the aftermath of the events of 11 September 2001, some countries have further tightened their policies towards immigrants, refugees and asylum-seekers.

The report notes that the interaction between population and economic development is by no means simple and direct, especially in the short run. The predominant view, as reflected in the Programme of Action, is that slower rates of population growth can allow more time to attack poverty, protect and repair the environment, and build the base for future sustainable development. Since 1994, the demographic transition, in which mortality and then fertility declines from higher to lower levels, has become a universal process. Despite significant declines in rates of population growth, however, rapid population growth remains a concern for more than half of the Governments of countries in the less developed regions. In the more developed regions, in contrast, a growing number of Governments are voicing concern over low rates of population growth and, in some countries, over

population decline. In many cases, the concern is mainly with the consequences of population ageing for socio-economic development.

The report concludes that for goals and objectives of the Programme of Action to be achieved, continued efforts and commitment are needed to mobilize sufficient human and financial resources, to strengthen institutional capacities, and to nurture partnerships among Governments, the international community, non-governmental organizations and civil society. With such efforts and commitment, the next review and appraisal can be expected to reveal broader and deeper progress in achieving the goals and objectives of the Programme of Action.

While much progress has been made in the implementation of the Programme of Action during the last 10 years, there have also been shortfalls and gaps. The progress has not been universal and, based on current trends, many countries may fall short of the agreed goals set in the Programme of Action.

The report on the Review and Appraisal of the Progress Made in Achieving the Goals and Objectives of the Programme of Action of the International Conference on Population and Development (United Nations publication, E/CN.9/2004/3) is available on the Population Division's website at www.unpopulation.org.

WORLD POPULATION POLICIES 2003

The Population Division of the Department of Economic and Social Affairs of the United Nations is responsible for the global monitoring of the implementation of the Programme of Action of the 1994 International Conference on Population and Development, as it was for the Plan of Action of the 1974 World Population Conference. The report on *World Population Policies 2003* (United Nations publication, Sales No. E.04.XIII.3) is one of the means used by the Population Division to disseminate the information obtained from its monitoring activities.

World Population Policies 2003 provides an overview of population policies for every country as of 2003, and at mid-decade for the 1970s, 1980s and 1990s—that is, at about the time of the United Nations international population conferences at Bucharest, Mexico City and Cairo.

The report includes information on national population policies related to population growth, population age structure, fertility, mortality, spatial distribution and international migration. In order to provide the proper background, key demographic indicators are also presented for each country.

The report finds that high mortality is the most significant population concern for developing countries. Over 80 per cent of developing countries list infant and child mortality, maternal mortality and HIV/AIDS as the most pressing population and development concerns. The most significant demographic concern of developed countries relates to low fertility and its consequences, including population ageing and reductions of the population of working age.

Other major findings are:

- High rates of population growth are a concern for most countries of the developing world. Over half of the countries in the less developed regions consider their rate of population growth to be too high, including three-quarters of African countries. To a great extent, concern about the detrimental consequences of high population growth translates into policy action. Half of the Governments of developing countries and almost three-quarters of Governments of countries in Africa report having policies

aimed at reducing the rapid growth of their populations. As regards, developed countries, nearly half view their population growth rate as too low. Almost 40 per cent of developed countries have adopted policies to raise their population growth.

Three-quarters of Governments of countries in Africa have implemented policies to lower population growth.

- Once limited only to developed countries, concerns about the consequences of population ageing have spread to many developing countries. Three-quarters of developed countries consider population ageing to be a major concern, as do half of all developing countries. Population ageing is an inevitable consequence of the demographic transition, that is, of the shift to lower fertility and mortality.

More than one-half of the world's Governments consider population ageing to be a major concern.

- Almost three-quarters of all countries view the size of their working-age population as a major concern. Developed countries are concerned that the size of the working-age population is too small, thus creating labour shortages. In contrast, most developing countries feel that the working-age population is too large, posing problems of high unemployment.
- Three-fifths of developing countries report that fertility is too high. Among the group of least developed countries, over three-quarters report that their fertility levels are too high. In contrast, three-fifths of developed countries find their fertility levels to be too low. In most developed countries, fertility is well below the replacement level of two children per woman and the persistence of below-replacement fertility is increasingly a source of concern.

Two-thirds of the world's countries are dissatisfied with their level of fertility.

- Over 90 per cent of countries support the provision of contraceptive methods, either

directly (through Government facilities) or indirectly (through support of non-government sources). Less than half of all developed countries provide contraceptives directly, reflecting the growing prominence of non-governmental organizations and the private sector in the delivery of reproductive health services.

- The emergence of the HIV/AIDS epidemic as a leading cause of adult deaths in many countries has galvanized Governments to implement comprehensive policies and programmes to tackle the epidemic. Concern about HIV/AIDS is now universal. Eighty per cent of countries in less developed regions report that AIDS is a major concern, as do three-quarters of the countries in more developed regions. Around 90 per cent of countries in Africa and in Latin America and the Caribbean consider HIV/AIDS to be a major concern.

Concern with the HIV/AIDS epidemic is now universal.

- In a strict sense, abortion is legal in most of the world. The overwhelming majority of countries (98 per cent) permit abortions to save the pregnant woman's life. Abortion laws and policies are significantly more restrictive in developing countries than in developed countries. In three out of every four developed countries, abortion is permitted for economic and social reasons. In contrast, one in five developing countries permits abortion on economic and social grounds.
- Substantial changes in government policies towards immigration have taken place since the

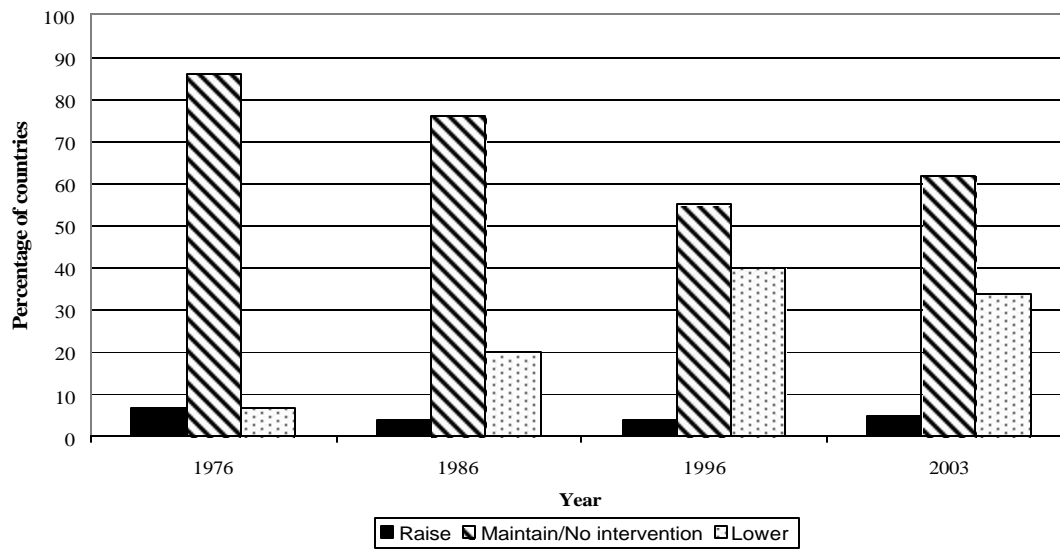
1970s. One-third of countries now have policies in place to lower immigration. This proportion is up from 7 per cent in 1976. Developed and developing countries are similar in their desire to lower immigration (figure 2).

One-third of all countries seek to lower immigration.

- Three-fourths of countries consider their spatial distribution to be unsatisfactory. Governments have expressed concern about the pattern of spatial distribution of their population for many years. This concern has often arisen from high levels of migration from rural to urban areas and the rapid growth of primate cities. Governments have attempted to modify population distribution in a variety of ways. However, most of these attempts have failed to achieve their objectives.

The major conclusion of the report is that Governments are becoming increasingly concerned with the consequences of population trends. Furthermore, Governments are now more inclined to view population as a legitimate area for Government action and to act upon these concerns by formulating and implementing policies which address population issues. In addition, population policies and programmes in many countries have been reoriented to be consistent with the goals and objectives of the Programme of Action of the International Conference on Population and Development, the key actions for their further implementation, as well as the series of regional conferences and reviews held in the wake of the ICPD.

Figure 2. Government policies on immigration, 1976-2003



Source: *World population Policies 2003* (United Nations publication, Sales No. E.03.XIII.3).

World Population Policies 2003 was released during the tenth anniversary celebration of the adoption of the Programme of Action of the International Conference on Population and Development. This compendium and analysis of national population policies contributed to the deliberations of the Commission on Population and Development at its thirty-seventh session, which was devoted to a review and appraisal of the progress made in achieving the goals and objectives of the Programme of Action. The Programme of Action recommended that actions should be taken to “measure, assess, monitor and evaluate progress towards meeting the goals of the present Programme of Action”. To that end, this report documents the views and policies of Governments across many of the critical areas covered in the Programme of Action.

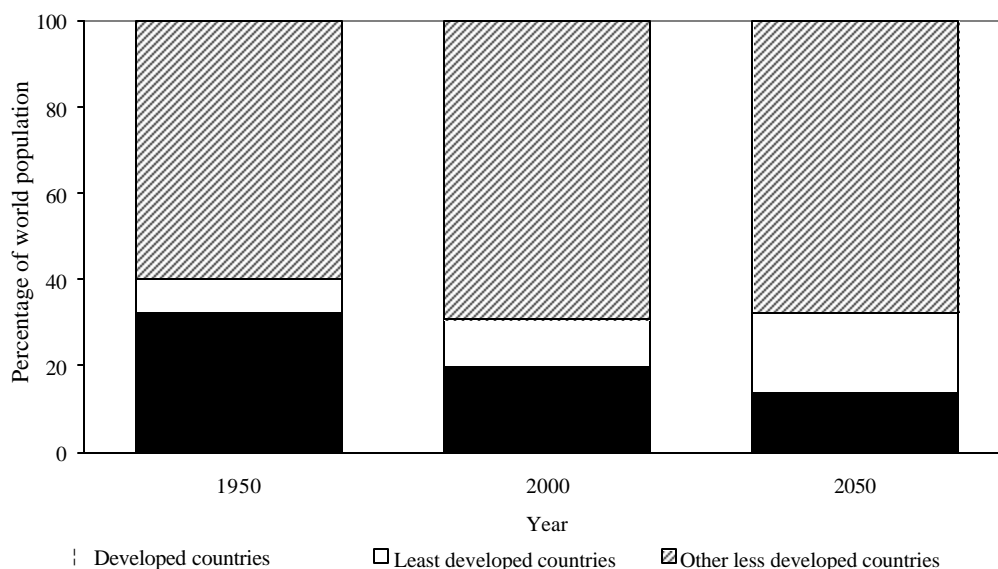
World Population Policies 2003 (United Nations publication, Sales No. E.04.XIII.3), is available for US\$55.00 from United Nations Publications, Two UN Plaza, Room DC2-853, Dept. PRES, New York, NY 10017 USA; tel. 800-253-9646 or 212-963-8302, fax: 212-963-3489, e-mail: publications@un.org; or Section des Ventes et Commercialisation, Bureau E4, CH-1211, Geneva 10, Switzerland, tel.: 41-22-917-2614, fax. 41-22-917-0027, e-mail: unpubli@unog.ch; Internet: <http://www.un.org/publications>. The publication can also be consulted on the Population Division’s website at www.unpopulation.org. To purchase the publication on CD-ROM for \$US100, please contact the office of Mr. Joseph Chamie, Director, Population Division, Room DC2-1950, Department of Economic and Social Affairs, United Nations, New York, N.Y. 10017, USA; tel.: (212) 963-3179 or fax: (212) 963-2147.

WORLD POPULATION PROSPECTS: THE 2002 REVISION

The Population Division of the Department of Economic and Social Affairs of the United Nations has prepared the official United Nations estimates and projections of the world’s population since 1951. The *2002 Revision of World Population Prospects* is the eighteenth such revision. Each *Revision of World Population Prospects* provides a

unique set of comprehensive, consistent and internationally comparable estimates and projections of population by age and sex as well as other key demographic indicators. The key results of the 2002 Revision are reviewed below. They all refer to the medium variant of the population projections unless otherwise stated.

Figure 3. Distribution of the world population by level of development: 1950, 2000 and 2050



The population of the world is expected to increase from 6.3 billion today to 8.9 billion in 2050. This increase of 2.6 billion persons over 50 years will occur despite the projected lower fertility for most populations and the increased mortality risks to which some populations will be subject. This projection confirms that the potential still exists for significant population growth in the coming decades. However, given that global population growth has already peaked, net additions to world population are declining. The likelihood that world population will follow the projected path is contingent on two crucial factors; that couples have access to family planning and that efforts to reduce the spread of the HIV/AIDS epidemic are successful, thereby mitigating its devastating impact.

The population of the world is expected to increase from 6.3 billion today to 8.9 billion in 2050.

With world population currently growing at a rate of 1.2 per cent annually, about 77 million people are added each year. Just six countries account for half of that annual increment: India for 21 per cent; China for 12 per cent; Pakistan for 5 per cent; Bangladesh, Nigeria and the United States of America for 4 per cent each.

The increasing diversity of population dynamics

among the countries and regions of the world is amply demonstrated by the *2002 Revision*. Whereas today the population of the more developed regions of the world is growing at an annual rate of 0.25 per cent, that of the less developed regions is increasing nearly six times as fast, at 1.46 per cent. The 49 least developed countries are experiencing even more rapid population growth with 2.4 per cent per year. These marked differences will persist, although dampened, until 2050. As a result, by 2045-2050, the population of the more developed regions will have been declining for 20 years, whereas the population of the less developed regions will still be growing at an annual rate of 0.4 per cent. More importantly, the population of the least developed countries will likely be growing at a robust annual rate of over 1.2 per cent.

These diverse trends will have a significant impact on the distribution of the world's population by development group (figure 3). In 1950, about one out of every three people in the world lived in the more developed regions. In 2000, one out of every five people were inhabitants of more developed regions and by 2050 this figure is expected to decline further still to about one in seven. In contrast, the share of people living in less developed regions here increased substantially and is expected to continue rising. Among the less developed regions, the group of least developed countries is growing fastest, claiming a share of today's world population of about 11 per cent. By 2050, the least developed

countries are expected to represent 19 per cent of the world's population, similar to the share of population of more developed regions in 2000.

The population of more developed regions, currently at 1.2 billion, is anticipated to change little during the next 50 years. In addition, because fertility levels for most developed countries are expected to remain below replacement level during 2000-2050, the populations of 30 developed countries are projected to be smaller by mid-century than today: 14 per cent smaller in Japan; 22 per cent smaller in Italy, and between 30 and 50 per cent smaller in the case of Bulgaria, Estonia, Georgia, Latvia, the Russian Federation and the Ukraine.

The populations of 30 developed countries are projected to be smaller by mid-century than today: 14 per cent smaller in Japan, 22 per cent smaller in Italy, and between 30 and 50 per cent smaller in the case of Bulgaria, Estonia, Georgia, Latvia, the Russian Federation and the Ukraine.

The population of the less developed regions is projected to rise steadily from 4.9 billion in 2000 to 7.7 billion in 2050. Particularly rapid growth is expected among the least developed countries whose population is projected to rise from 668 million to 1.7 billion. This marked increase will occur although their fertility is projected to decline markedly in the future, from 5.1 children per woman today to 2.5 children per woman in 2045-2050. With sustained annual population growth exceeding 2.5 per cent between 2000 and 2050, the populations of Burkina Faso, Mali, Niger, Somalia, Uganda and Yemen are projected to quadruple, passing from 85 million to 369 million in total.

With sustained annual population growth exceeding 2.5 per cent between 2000 and 2050, the populations of Burkina Faso, Mali, Niger, Somalia, Uganda and Yemen are projected to quadruple, passing from 85 million to 369 million in total.

The past 50 years witnessed a remarkable reduction of fertility levels in the less developed regions, with total fertility falling from 6 to 3 children per woman. Over the next 50 years, fertility in the less developed regions is expected to reach replacement level in 2030-2035 and fall below it thereafter. However, average fertility in the less developed regions as a whole is still expected to be slightly above 2 children per woman in 2045-2050,

mainly because of the increasing heterogeneity of population dynamics among developing countries. Thus, the 49 least developed countries are expected to have a total fertility of 2.5 children per woman in 2045-2050, well above replacement level. That is, the medium variant of *2002 Revision* assumes that by mid-century there will still be a significant number of countries where the transition to below-replacement fertility will not be completed.

Increasing diversity is also evident with respect to future mortality levels. At the world level, life expectancy at birth is projected to rise from 65 years today to 74 years in 2045-2050. But whereas more developed regions, whose life expectancy today is estimated at 76 years, will see it rise to 82 years, that of less developed regions will remain considerably below, reaching 73 years by mid-century (up from 63 years today). In the group of least developed countries, many of which are highly affected by the HIV/AIDS epidemic, life expectancy today is still below 50 years and is not expected to exceed 67 years by 2050.

The *2002 Revision* indicates a worsening of the impact of the HIV/AIDS epidemic in terms of increased morbidity, mortality and population loss. Over the current decade, the number of excess deaths because of AIDS among the 53 most affected countries is estimated at 46 million and that figure is projected to climb to 278 million for the 2000-2050 period. For the seven most affected countries in Southern Africa, where current HIV prevalence is above 20 per cent, the population is projected to increase only slightly, from 74 million in 2000 to 78 million in 2050, and outright reductions in population are projected for Botswana, Lesotho, South Africa and Swaziland.

The anticipated future reductions of fertility will result in a rapid ageing of the population, especially in developing countries. Globally, the number of older persons (60 years or older) will nearly triple, increasing from 606 million in 2000 to nearly 1.9 billion by 2050. Whereas 6 of every 10 of those older persons live today in less developed regions, by 2050, 8 of every 10 will do so. An even more marked increase is expected in the number of the oldest-old (80 years or older) at the global level: from 69 million in 2000 to 377 million in 2050. In less developed regions, the rise will be from 32 million to 265 million, again implying that most oldest old will live in less developed countries by 2050.

Globally, the number of older persons (60 years or older) will nearly triple, increasing from 606 million in 2000 to nearly 1.9 billion by 2050.

In more developed regions, the population aged 60 years or older currently constitutes 19 per cent of the population; by 2050 it will account for 32 per cent of the population. The older population in more developed regions has already surpassed the child population (persons aged 0-14 years) and by 2050 there will be 2 older persons for every child. In the less developed regions, the proportion of the population aged 60 or older will rise from 8 per cent in 2000 to close to 20 per cent in 2050.

A Population Database containing the results presented in World Population Prospects: The 2002 Revision is available on the United Nations Population Division's website at www.unpopulation.org. The data in digital form can also be purchased on CD-ROM at a cost of US\$800.00. For additional information, please contact the office of Mr. Joseph

Chamie, Director, Population Division, Room DC2-1950, Department of Economic and Social Affairs, United Nations, New York, N.Y. 10017, USA; tel. (212) 963-3179 or fax (212) 963-2147.

World Population Prospects: The 2002 Revision, Vol. I, Comprehensive Tables, (United Nations publication, Sales No. E.03.XIII.6), Vol. II, Sex and Age Distribution of Populations (United Nations publication, Sales No. E.03.XIII.7), Vol. III, Analytical Report (forthcoming), and World Population Prospects: The 2002 Revision, Wall Chart (United Nations publication, Sales No. E.03.XIII.9) are available for US\$80.00 (Vol. I), US\$95.00 (Vol. II), and US\$5.95 (Wall chart) from United Nations Publications, Two UN Plaza, Room DC2-853, Dept. PRES, New York, NY 10017 USA; tel. 800-253-9646 or 212-963-8302, fax. 212-963-3489, e-mail: publications@un.org; or from Section des Ventes et Commercialisation, Bureau E-4, CH-1211, Geneva 10, Switzerland, tel. 41-22-917-2614, fax. 41-22-917-0027, e-mail: unpubli@unog.ch; Internet: <http://www.un.org/publications>.

WORLD URBANIZATION PROSPECTS: THE 2003 REVISION

The Population Division of the Department of Economic and Social Affairs of the United Nations prepares and updates population estimates and projections of the urban and rural populations of all countries in the world and of their major urban agglomerations every two years. The latest such update was released in early 2004 and is entitled *World Urbanization Prospects: The 2003 Revision* (United Nations publication, Working Paper No. ESA/P/WP.190), the results of which are consistent with the *2002 Revision of World Population Prospects*.

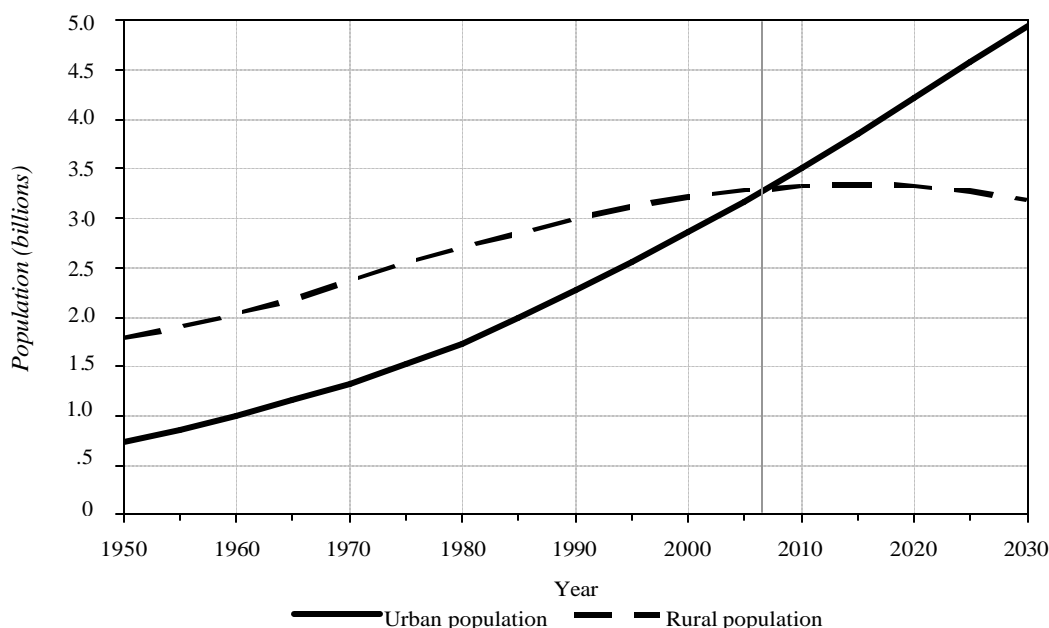
World Urbanization Prospects: The 2003 Revision presents estimates and projections of the total, urban and rural populations of the world, its 21 regions, five major areas and more developed regions, less developed regions and the least developed countries, as well as for the 228 countries or areas of the world for the period 1950-2030. It also provides estimates and projections of the population of urban agglomerations with 750,000 inhabitants or more in 2000 for the period 1950-2015. The key findings of the 2003 Revision are summarized below.

The world's urban population continues to grow faster than the total population of the world. As a consequence, about 3 billion people or 48 percent of humankind in 2003 were living in urban settlements. However, the majority of all urban dwellers are living in smaller urban settlements; less than 5 per cent of the world population lives in mega-cities with 10 million inhabitants or more. The world's urban population is expected to rise to five billion by 2030 (figure 4), while at the same time the rural population is anticipated to decline slightly from 3.3 billion in 2003 to 3.2 billion in 2030.

The majority of all urban dwellers are living in smaller urban settlements; less than 5 per cent of the world population lives in mega-cities with 10 million inhabitants or more.

The world will soon witness a milestone in the evolution of urban settlements: *The 2003 Revision* projects that by 2007, for the first time in history, the world will have more urban dwellers than rural ones (figure 4). By 2030, the proportion of the population that is urban is expected to have risen even higher, to 61 per cent.

Figure 4. World urban and rural population, 1950-2030



The 2003 Revision projects that by 2007, for the first time in history, the world will have more urban dwellers than rural ones.

The world is urbanizing because the world's urban population will grow almost twice as fast as the total world population between 2000 and 2030 (at an annual rate of 1.8 per cent versus 1.0 per cent). At such a rate of growth, the world's urban population will double in 38 years or in about half the lifetime of an average person. Today's urban growth is concentrated in urban areas of less developed regions, expected to grow at 2.3 per cent per year during 2000-2030. Migration from rural to urban areas and the transformation of rural settlements into urban places are important determinants of the high urban population growth anticipated in the less developed regions. As a result, almost all the growth of the world's total population between 2000 and 2030 is expected to be absorbed by the urban areas of the less developed regions. By 2017, the number of urban dwellers will equal the number of rural dwellers in the less developed regions (figure 4).

Migration from rural to urban areas and the transformation of rural settlements into urban places are important determinants of the high urban population growth anticipated in the less developed regions.

The urban population of the more developed regions is no longer increasing as rapidly, because the process of urbanization is already well advanced in those regions. Today, about 75 per cent of their population is already living in cities and urban settlements. But even with today's high level of urbanization, the proportion of the population living in urban areas is still expected to increase further, to 82 per cent by 2030.

There are marked differences in the size of the urban population and the proportion urban among the major areas of the world. In 2003, the combined number of urban dwellers in Europe, Latin America and the Caribbean, Northern America and Oceania (1.2 billion) is smaller than the number in Asia (1.5 billion), one of the least urbanized major areas of the world. By 2030, Asia and Africa will each have more urban dwellers than any other major area, with Asia alone accounting for over half of the urban population of the world.

In 2003, the combined number of urban dwellers in Europe, Latin America and the Caribbean, Northern America and Oceania (1.2 billion) is smaller than the number in Asia (1.5 billion), one of the least urbanized major areas of the world.

With 35 million inhabitants in 2003, Tokyo is by far the most populous urban agglomeration in the world. It must be noted that the population estimate for the urban agglomeration of Tokyo was raised considerably in the *2003 Revision* due to a new national definition of its metropolitan area. After Tokyo, the next largest urban agglomerations in the world are Mexico City (18.7), New York-Newark (18.3), São Paulo (17.9) and Mumbai (Bombay) (17.4). In 2015, Tokyo will still be the largest urban agglomeration with 36 million inhabitants, followed by Mumbai (Bombay) (22.6), Delhi (20.9), Mexico City (20.6) and São Paulo (20.0).

Mega cities, that is, urban agglomerations with 10 million or more inhabitants, command much attention, but the proportion of people living in them is comparatively small. In 2003, 4 per cent of the world population resided in mega-cities, and by 2015 their share is expected to rise to 5 per cent. In contrast, about 25 per cent of the world population lives in urban settlements with fewer than 500,000

inhabitants in 2003.

Over the last 50 years, the world has witnessed a dramatic growth of its urban population. The speed and scale of this growth, especially concentrated in the less developed regions, continue to pose formidable challenges to individual countries as well as to the world community. Monitoring these developments and creating sustainable urban environments remain crucial issues on the international development agenda.

World Urbanization Prospects: The 2003 Revision (United Nations publication, Working Paper No. ESA/P/WP.190) and *World Urbanization Prospects: The 2003 Revision* (Datasets on diskette; United Nations, POP/DB/WUP/Rev.2003) may be obtained by writing to the office of Mr. Joseph Chamie, Director, Population Division, Room DC2-1950, Department of Economic and Social Affairs, United Nations, New York, NY 10017, USA. The report is also available on the Population Division's website at www.unpopulation.org.

LEVELS AND TRENDS OF CONTRACEPTIVE USE AS ASSESSED IN 2002

Contraceptive use has been steadily increasing in the world since 1970. This is one of the findings of the most recent review of contraceptive use around the world prepared by the Population Division of the Department of Economic and Social Affairs of the United Nations. Based primarily on nationally representative sample surveys from 125 developing and 35 developed countries, *Levels and Trends of Contraceptive Use as Assessed in 2002* (United Nations publication, ST/ESA/SER.A/239) is the fifth in a series of reports examining contraceptive use around the world.

The report notes that progress in improving contraceptive use has been uneven. Major challenges remain regarding low levels of contraceptive use in some areas and regions, the lack of access to a variety of methods and the inability of some couples to use contraception consistently and efficiently. According to the report, these problems remain despite widespread government support for contraception. 75 per cent of countries support the provision of contraceptives directly through government facilities, while 17 per cent of Governments provide indirect support through non-governmental organizations such as

family planning associations and the private sector. Other key findings from the report follow.

Contraceptive use has been increasing steadily in the world over the last three decades.

Globally, contraceptive prevalence—the percentage of married women of reproductive age, including those in consensual unions, who are using contraception—increased from 54 per cent in 1990 to 61 per cent in 1998. Contraceptive prevalence is higher in more developed regions (69 per cent) than in less developed regions (59 per cent).

Within the less developed regions, contraceptive prevalence increased rapidly between 1990 and 2000 in Africa and in Latin America and the Caribbean (by more than 1.0 per cent per year, on average) but more slowly in Asia (by 0.8 per cent per year). In contrast, during the same period, contraceptive prevalence increased only slightly in Europe (by 0.2 per cent annually) and Australia/New Zealand (by 0.3 per cent annually). Among more developed regions, increases in contraceptive prevalence were most rapid in Northern America (by 1.0 per cent a year).

Among all world regions, contraceptive prevalence is lowest in Africa: 27 per cent for any method. For sub-Saharan Africa, contraceptive prevalence is even lower (20 per cent). In Asia and in Latin America and the Caribbean contraceptive prevalence is similar (64 per cent and 71 per cent, respectively) to that of more developed regions. In the more developed regions, contraceptive prevalence is higher in Northern America and in Australia/New Zealand (76 per cent in each) than in Europe (67 per cent).

Modern methods account for a large proportion of current contraceptive use, especially in the less developed regions where they constitute 90 per cent of contraceptive use. In the more developed regions they constitute 81 per cent. The three most popular methods are female sterilization, the intra-uterine device (IUD) and the pill, with prevalence levels of 21 per cent, 14 per cent and 7 per cent, respectively. These three methods account for two-thirds of use worldwide.

The three most popular contraceptive methods are female sterilization, the intra-uterine device (IUD) and the pill.

Significantly large proportions of couples in developing countries discontinue the use of reversible methods of contraception because of side effects, health concerns or other problems related to the methods. Data from the Demographic and Health Surveys indicate that the median probability of stopping use within 12 months for such reasons was nearly 50 per cent for injectables and condoms, and 34 per cent for pills. The data also reveal that couples who discontinue use do not immediately switch to another method.

Contraceptive prevalence in the world is projected to increase slowly from 63 per cent to 67 per

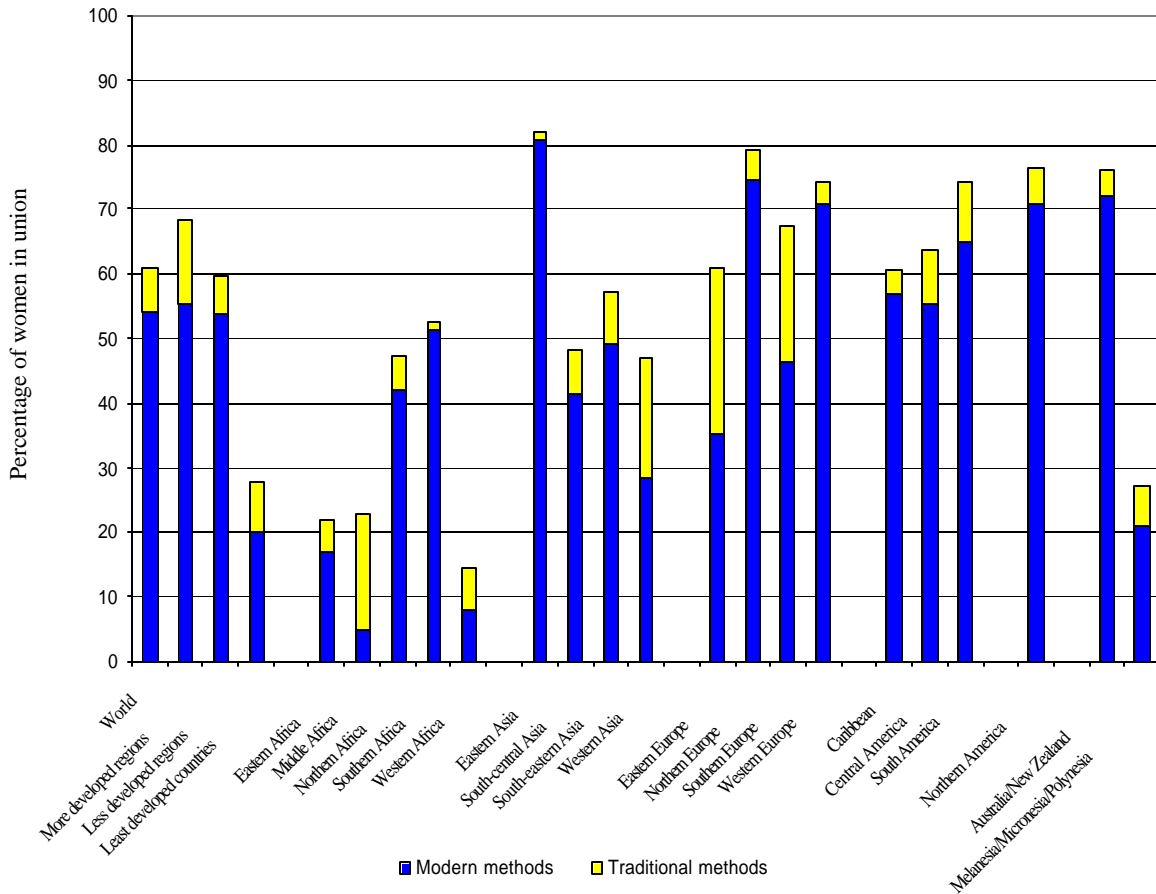
cent between 2000 and 2025. Somewhat larger increases are expected in the less developed regions, from 61 per cent to 68 per cent, than in the more developed regions where it is projected to increase from 70 per cent to 75 per cent. The fastest and most significant increases are anticipated in Africa, where prevalence is likely to almost double, from 28 per cent to 49 per cent between 2000 and 2025. In the other major areas, prevalence is expected to increase only slightly: from 65 per cent to 71 per cent in Asia, from 68 per cent to 75 per cent in Europe, from 74 per cent to 78 per cent in Latin America and the Caribbean, and from 62 per cent to 66 per cent in Oceania. In Northern America, prevalence is assumed to remain at 82 per cent from 2000 onwards.

The number of married contraceptive users in the world is projected to increase from 654 million in 2000 to 846 million by 2025. Most of this increase is projected to occur in the less developed regions, where the number of married contraceptive users will climb from 535 million to 746 million. In the more developed regions, the number of married contraceptive users is expected to decrease from 119 million to 99 million due to a projected decrease in the number of married women of reproductive age.

The number of unmarried contraceptive users in the world is projected to increase from 126 million to 178 million, between 2000 and 2025. The number of contraceptive users in the less developed regions will almost double, from 77 million to 124 million, while in the more developed regions it will increase slightly from 49 million to 54 million.

Major challenges remain regarding low levels of contraceptive use in some areas and regions, the lack of access to a variety of methods and the inability of some couples to use contraception consistently and efficiently.

Figure 5. Percentage of women of reproductive age in a marital or consensual union who are currently using contraception, by region



Levels and trends of contraceptive use as assessed in 2002 (United Nations publication, ST/ESA/SER.A/239) may be obtained by writing to the office of Mr. Joseph Chamie, Director, Population Division, Room DC2-1950, Department

of Economic and Social Affairs, United Nations, New York, NY 10017, USA. The report is also available on the Population Division's website at www.unpopulation.org.

LIVING ARRANGEMENTS OF OLDER PERSONS AROUND THE WORLD

Populations everywhere are growing older. The global number of persons aged 60 years or older has tripled over the last 50 years, and is projected to more than triple again over the next 50 years. Not only are more people surviving to reach old age, but those who attain old age are living longer. As a consequence, families comprising three or even four generations have become common, considerably expanding the alternatives for residential composition, and

making the living arrangements of older persons an increasingly complex and dynamic issue. Yet the rapid growth in the older population is embedded in demographic, social and economic contexts that are also changing and changing in ways that tend to erode or at least unsettle traditional relationships between the generations. Among such traditions are those regarding life-long co-residence of younger and older adults as a basic means of providing mutual support.

The global number of persons aged 60 years or older has tripled over the last 50 years, and is projected to more than triple again over the next 50 years.

Living Arrangements of Older Persons around the World (United Nations publication, ST/ESA/SER.A/240), a recently released report from the Population Division of the Department of Economic and Social Affairs of the United Nations provides a broad survey and analysis of the current situation of the living arrangements of older persons around the world. The study presents comparable data for more than 130 countries. It analyses trends and patterns, as well the demographic, social and economic correlates of living arrangements of people aged 60 years or older, focusing on co-residence with family members—particularly children and grandchildren—, solitary living and the institutionalization of older persons.

The report examines the ways in which living arrangements vary according to age, gender and marital status, within the older population. It investigates how living arrangements within countries are related to socio-economic characteristics, particularly education, urban/rural residence, and material well-being. It considers the impact on living arrangements of country-level indicators of socio-economic development such as per capita gross domestic product (GDP), average years of schooling, percentage of the population residing in urban areas, expectation of life at birth, and age structure. In addition, the report takes advantage of newly available data from a special survey (SABE—Health, Well-being and Ageing) in a number of Latin American and Caribbean countries to examine a number of aspects strongly linked with the living arrangements of older persons. These aspects include the number and characteristics of kin and the flow of informal support transfers between generations, that cannot be fully studied with the data that are normally obtained in censuses and multi-purpose surveys.

The study finds that, in developed countries, most older persons live alone or with a spouse only, while in most developing countries a large majority live with children or other relatives. The prevalence of different living arrangements varies enormously from region to region. For instance, the proportion of older persons living with a child or grandchild ranges from 4 per cent

in Denmark to almost 90 per cent in Bangladesh, while the proportion living alone varies from less than 1 per cent in Bahrain to almost 40 per cent in Denmark. In Africa and Asia, on average around three-quarters of those aged 60 years or older are living with a child or grandchild. In Latin America and the Caribbean that proportion averages around two-thirds. In Europe, by contrast, the average is around one-fourth.

In developed countries, most older persons live alone or with a spouse only, while in most developing countries a large majority live with children or other relatives.

Although there is a widespread trend towards independent forms of living arrangements—alone or with spouse only—available evidence shows that in many developing countries the amount and pace of change are small so far, so that large differences between developed and developing countries will likely persist for many years. In addition, for some of the more developed countries, including Canada, Italy and the United States of America, an earlier trend toward higher levels of solitary living slowed or halted around 1980.

The major exception to the general trend toward lower levels of co-residence is that the proportion living in “skipped-generation” households—those in which older persons reside with grandchildren but not with children—increased in many countries in recent years. The growing toll of HIV/AIDS is likely to be responsible for most of this trend, as orphaned children often go to live with grandparents, and it is mainly in countries with high HIV prevalence that the prevalence of skipped-generation households shows an increase. Over 10 per cent of older women live in such households in most sub-Saharan African and some Latin American and Caribbean countries. In Malawi, Rwanda, Zambia and Zimbabwe, 21 per cent to 25 per cent of all older persons—30 per cent to 34 per cent in the case of women in Malawi and Rwanda—were living in skipped-generation households.

The major exception to the general trend toward lower levels of co-residence is that the proportion living in “skipped-generation” households—those in which older persons reside with grandchildren but not with children—increased in many countries in recent years.

Higher incomes and the social and demographic changes that accompany development can account for much of the cross-national variation in the living arrangements of older persons, although regional differences in living arrangements remain important even after controlling statistically for country-level indicators of development. Within countries, the relationships between living arrangements and socio-economic factors present a more complex picture. The evidence suggests that social and economic differences in living arrangements themselves evolve with the general level of development. In countries with very low levels of development, co-residence with children tends to be associated with higher social and economic status. Among countries at moderate levels of development, these differentials tend to disappear or reverse direction. These results reinforce the idea that, in the poorest countries, older persons living alone tend to be an especially disadvantaged group—the poorest of the poor. As indicated by information on household amenities, such as possession of consumer durables and availability of electricity and piped water, older persons living alone in the developing countries are clearly disadvantaged relative to those living with someone else. Among older persons who do not live alone, those living in “skipped-generation” households have in general low indices of material well-being. On the other hand, older persons who live with children aged over 25 years, the most common living arrangement in developing countries, tend to be relatively well off in material terms. In the poorest countries, socio-economic differences according to living arrangements are especially marked. In countries with a middle level of development, the differences in material well-being are smaller, and in richer countries, evidence from other studies shows that co-residence of older persons with children tends to be associated with low socio-economic status.

Consistent with findings from other countries and data sources, the SABE surveys show that gender, age and kin availability play an important role in determining living arrangements of older persons in Latin America and the Caribbean. The results suggest a preference for independent forms of living arrangements among older persons, since those who have income from non-family sources are more likely to live alone rather than with children. At the same time, the results highlight the crucial role of co-residence for receiving certain forms of informal support. For older persons who have difficulty carrying out activities of daily living, co-residence with children is a critical factor

determining whether the older person receives any help in carrying out those activities, particularly for those who have no spouse.

Lastly, regarding institutional living among the older population, the cross-national findings in this report are consistent with the idea that the main factor accounting for level of institutionalization from a global perspective is a society’s ability to support the costs of institutional care. Although a wide range of countries, mainly from Eastern Europe, Asia and Latin America, have low levels of institutional living among older persons, in many of the developed countries, living in an institution has become an option for older persons who have difficulty managing on their own or who need specialized medical services. Recently, however, policies promoting “ageing in place” in the community appear to have halted and sometimes reversed earlier trends toward higher rates of institutionalization in many of the developed countries. This trend is also likely to mean that institutional care is increasingly reserved for those with the greatest need for more intensive care, who tend to be the oldest and the frailest. In fact, the question of how to provide long-term care to older persons who need assistance, and the escalating costs of providing such care, have become pressing policy concerns in developed countries.

Recently, policies promoting “ageing in place” in the community appear to have halted and sometimes reversed earlier trends toward higher rates of institutionalization in many developed countries.

In conclusion, understanding and accommodating the needs of older persons will require adjustments at all levels of society. Governments will need to address the question of institutional supports, ranging from pension systems to the provision of medical care and housing. Developed countries generally have these supports in place, although many are not adequately prepared for the large baby-boom cohorts that will soon join the population of older persons. However, many developing countries still depend almost entirely on families to care for their older members, and institutional supports are not well developed. Governmental policies may need to include a combination of promoting self-reliance among older adults, encouraging continued involvement of family members in the care and well-being of the older generation, and providing services for those who are neediest. In this context, the living arrangements of older persons will become an increasingly important issue for planners and policy makers in the twenty-first century.

Understanding and accommodating the needs of older persons will require adjustments at all levels of society.

Living Arrangements of Older Persons around the World (United Nations publication,

ST/ESA/SER.A/240) may be obtained by writing to the office of Mr. Joseph Chamie, Director, Population Division, Room DC2-1950, Department of Economic and Social Affairs, United Nations, New York, NY 10017, USA. The report is also available on the Population Division's website at www.unpopulation.org.

COMMISSION ON POPULATION AND DEVELOPMENT

The thirty-seventh session of the Commission on Population and Development was held at United Nations Headquarters from 22 to 26 March and on 6 May 2004. The special theme for the session was "Review and appraisal of the progress made in achieving the goals and objectives of the Programme of Action of the International Conference on Population and Development".

The documents before the Commission included a report focusing on the review and appraisal of the progress made in achieving the goals and objectives of the Programme of Action of the International Conference on Population and Development (ICPD). This report was the second quinquennial review and appraisal and was prepared in accordance with Economic and Social Council decision 2003/229 of 21 July 2003. The report provided overviews of population levels and trends, and population growth, structure and distribution in the world and its major areas. These were followed by four sections focusing on clusters of issues: reproductive rights and reproductive health, health and mortality, international migration, and population programmes. The overarching conclusion of the report was that the decade since the adoption of the Programme of Action has been one of substantial progress. However, progress had not been universal, as there had also been shortfalls and gaps. The report concluded that continued efforts and commitment were needed to mobilize sufficient human and financial resources, to strengthen institutional capacities, and to nurture partnerships among Governments, the international community, non-governmental organizations and civil society. A summary of the report was presented earlier in this newsletter.

Other documents before the Commission included the report of the Bureau of the Commission on its intersessional meeting, held in Vilnius on 13 and 14 November 2003; the report of the Secretary-General on the flow of financial resources for assisting in the implementation of the Programme of Action; the report of the Secretary-General on the programme implementation and progress of work in

the field of population in 2003; and the note by the Secretary-General on the proposed strategic framework for the biennium 2006-2007.

The Commission heard keynote addresses by Mr. Brunson McKinley, Director-General of the International Organization for Migration (Geneva); Ms. Barbara Crossette, former United Nations Bureau Chief of *The New York Times* (New York); and Mr. Riad Tabbarah, Director of the Centre for Development Studies and Projects (Beirut).

In its consideration of follow-up actions to the recommendations of the International Conference on Population and Development (agenda item 3), the Commission adopted one decision and one resolution. In the decision, the Commission reaffirmed that the special theme for the thirty-eighth session of the Commission in 2005 should be "Population, development and HIV/AIDS, with particular emphasis on poverty" and decided that the Commission should also consider in 2005 the contribution of the implementation of the Programme of Action, in all its aspects, to the achievement of the internationally agreed development goals, including those contained in the United Nations Millennium Declaration. In addition, the Commission decided that the special theme for its thirty-ninth session in 2006 should be "International migration and development".

In the resolution adopted under this agenda item, the Commission reaffirmed the Programme of Action of the International Conference on Population and Development (ICPD)¹ and the key actions for its further implementation². In that resolution, the Commission, inter alia, stressed that the implementation of the Programme of Action and

¹ See *Report of the International Conference on Population and Development, Cairo, 5-13 September 1994* (United Nations publication, Sales No. E.95.XIII.18).

² See General Assembly resolution S-21/2; and *Official Records of the General Assembly, Twenty-first Special Session, Supplement No.*

the key actions made an essential contribution to the achievement of internationally agreed development goals; recalled the financial costs involved in implementing the Programme of Action; reiterated the urgent necessity of increased political will from all Governments and reaffirmation of the commitment for mobilization of international assistance; reiterated that Governments should continue to commit themselves at the highest political level to achieving the Programme of Action's goals and objectives; recognized that the effective implementation of the Programme of Action would require an increased commitment of financial resources; urged donor countries to fulfil their commitments with regard to official development assistance for population assistance; called upon donors and developing countries to make every effort to strengthen their commitment to meet the estimated costs of the Programme of Action; encouraged Governments, international organizations, international financial institutions and other relevant stakeholders to assist developing countries through technical assistance and capacity-building activities; reiterated that international cooperation in the field of population and development was essential for the implementation of the Programme of Action and the key actions for its further implementation; emphasized the importance of building and sustaining partnerships among Governments and relevant civil society stakeholders; and called upon the United Nations Population Fund (UNFPA) to continue to play a crucial role, within its mandate, in helping recipient countries to achieve the goals and targets contained in the Programme of Action, the key actions for its further implementation and the United Nations Millennium Declaration.

In its review of the methods of work of the Commission (agenda item 4 bis), the Commission adopted one draft decision. In that decision, the Commission decided to consider its methods of work at its thirty-eighth session; requested the Secretary-General to submit a report to the Commission at its thirty-eighth session on the

improvements in the methods of work; decided to elect the Bureau of the Commission on the final day of each session; and also decided to establish a system of regular geographical rotation for the chairmanship of the Commission.

In its consideration of the work programme in the field of population (agenda item 5), the Commission adopted one resolution. In that resolution, the Commission, inter alia, reaffirmed the importance of the work of the Population Division of the Department of Economic and Social Affairs of the United Nations Secretariat. The Commission also emphasized that the Population Division should continue its basic work on population estimates and projections; rural and urban population change; international migration; changing population age structures; fertility and mortality levels and trends; interrelationships among population, resources, environment and development; and the evolution of population policies. In the same resolution, the Commission requested that the Population Division continue assessing progress towards the implementation of the goals and objectives of the Programme of Action, and continue its work on the impact of HIV/AIDS on population and development; emphasized the need for the Population Division and UNFPA to enhance coordination and collaboration between them; underlined that UNFPA played a crucial role, within its mandate, in helping recipient countries to achieve the agreed goals and targets contained in the Programme of Action; and encouraged the Population Division to continue its technical cooperation activities.

The Commission also decided to take note of the documents submitted at its session (E/CN.9/2004/3-6). The Commission approved the draft provisional agenda for its thirty-eighth session, to be held in New York in 2005, and adopted its report on its thirty-seventh session.

The documents presented at the Commission on Population and Development are available on the Population Division's website at www.unpopulation.org.

2004 RESOLUTIONS AND DECISIONS ADOPTED BY THE COMMISSION ON POPULATION AND DEVELOPMENT AND THE GENERAL ASSEMBLY WITH REGARD TO POPULATION AND DEVELOPMENT

Resolution 2004/1 Work programme in the field of population

The Commission on Population and Development,

Recalling decision 1995/2 and resolutions 1996/1 and 1997/3 of the Commission on Population and Development on the work programme in the field of population, and the reports of the Commission on the sessions corresponding thereto³,

Recognizing that the Commission on Population and Development is the primary forum for follow-up and review of the outcomes relative to population and development of the International Conference on Population and Development and other major United Nations conferences and summits,

1. *Reaffirms* the importance of the work of the Population Division of the Department of Economic and Social Affairs of the United Nations Secretariat in providing the United Nations system and the international community with comprehensive and scientifically sound inputs for the analysis of progress made in achieving the goals and objectives on population and development set in the outcomes of major United Nations summits and conferences, especially the Programme of Action of the International Conference on Population and Development⁴, the key actions for its further implementation⁵ and the Declaration of Commitment on HIV/AIDS⁶;

2. *Emphasizes* that, in the context of the report of the Secretary-General on the strengthening of the United Nations: an agenda for further change, A/57/387 and Corr.1. the Population Division should continue basic work on population estimates and projections; patterns

³ *Official Records of the Economic and Social Council, 1995, Supplement No. 7 (E/1995/27); ibid., 1996, Supplement No. 5 (E/1996/25); and ibid., 1997, Supplement No. 5 (E/1997/25).*

⁴ See *Report of the International Conference on Population and Development, Cairo, 5-13 September 1994* (United Nations publication, Sales No. E.95.XIII.18).

⁵ See General Assembly resolution S-21/2; and *Official Records of the General Assembly, Twenty-first Special Session, Supplement No. 3 (A/S-21/5/Rev.1).*

⁶ General Assembly resolution S-26/2, annex.

of rural and urban population change; the analysis of international migration; the implications of the changing age structure of the population for development; the increasing diversity of fertility and mortality levels and trends; the interrelations among population, resources, the environment and development; and the evolution of population policies, applying a gender perspective in this regard;

3. *Requests* the Population Division, working in collaboration with all relevant bodies, particularly the United Nations Population Fund and other funds, and programmes and specialized agencies of the United Nations system, to continue assessing progress made towards the implementation of the goals and objectives of the Programme of Action and, in collaboration with the Joint United Nations Programme on HIV/AIDS and other relevant agencies, programmes and funds, to continue its work on the impact of HIV/AIDS on population and development;

4. *Emphasizes* the need for the Population Division and the United Nations Population Fund, within their respective mandates, to enhance coordination and strengthen cooperation and collaboration between them to improve support for the implementation of the Programme of Action and the key actions for its further implementation;

5. *Underlines* that the United Nations Population Fund plays a crucial role, within its mandate, in helping recipient countries to achieve the agreed goals and targets contained in the Programme of Action, the key actions for its further implementation and the United Nations Millennium Declaration⁷;

6. *Encourages* the Population Division to continue its technical cooperation activities with the aim of building capacity for population research and demographic training in developing countries, particularly through the use of new information and communication technologies.

⁷ See General Assembly resolution 55/2.

Resolution 2004/2

Follow-up to the Programme of Action of the International Conference on Population and Development

The Commission on Population and Development,

Bearing in mind that 2004 marks the tenth anniversary of the International Conference on Population and Development, held in Cairo in 1994, and of the adoption of its Programme of Action⁸,

Concerned that, based on current trends, many countries may fall short of achieving the agreed goals and commitments of the Programme of Action,

Reaffirming the United Nations Millennium Declaration⁹ and the internationally agreed development goals, including those contained therein,

Reiterating the call to implement fully and build further on the commitments made and agreements reached at the International Conference on Financing for Development¹⁰,

Recalling General Assembly resolution 57/270 B of 23 June 2003,

Bearing in mind the goals and objectives on population and development of the other major United Nations conferences and summits, and their reviews,

Welcoming the decision of the General Assembly to commemorate at its fifty-ninth session the tenth anniversary of the International Conference on Population and Development,

Taking note of the report of the Secretary-General on the review and appraisal of the progress made in achieving the goals and objectives of the Programme of Action of the International Conference on Population and Development, E/CN.9/2004/3.

⁸ See *Report of the International Conference on Population and Development, Cairo, 5-13 September 1994* (United Nations publication, Sales No. E.95.XIII.18).

⁹ See General Assembly resolution 55/2.

¹⁰ See *Report of the International Conference on Financing for Development, Monterrey, Mexico, 18-22 March 2002* (United Nations publication, Sales No. E.02.II.A.7), chap. I, resolution 1, annex.

Taking note also of the report of the Secretary-General entitled "Flow of financial resources for assisting in the implementation of the Programme of Action of the International Conference on Population and Development: a 10-year review", E/CN.9/2004/4.

Noting that the current levels of financing, including levels of official development assistance, are still well below those needed to achieve the internationally agreed development goals, including the goals contained in the United Nations Millennium Declaration,

Stressing the importance of population and reproductive health for development,

Bearing in mind the report of the International Conference on Population and Development and on the key actions for the further implementation of the Programme of Action¹¹, in their entirety,

1. *Reaffirms* the Programme of Action of the International Conference on Population and Development⁹ and the key actions for its further implementation of the Programme of Action⁹;

2. *Stresses* that the implementation of the Programme of Action and the key actions makes an essential contribution to the achievement of internationally agreed development goals, including those contained in the United Nations Millennium Declaration⁹;

3. *Recalls* that it has been estimated that, in the developing countries and countries with economies in transition, the implementation of programmes in the area of reproductive health will cost, in 1993 United States dollars, \$18.5 billion in 2005 and \$21.7 billion in 2015¹², and that it is tentatively estimated that up to two thirds of the costs will continue to be met by the countries themselves and approximately one third from external resources;

¹¹ See General Assembly resolution S-21/2; and Official Records of the General Assembly, Twenty-first Special Session, Supplement No. 3 (A/S-21/5/Rev.1).

¹² See *Report of the International Conference on Population and Development, Cairo, 5-13 September 1994* (United Nations publication, Sales No. E.95.XIII.18), chap. I, resolution 1, annex, para. 13.15 (a).

4. *Reiterates* that increased political will from all Governments and reaffirmation of the commitment for mobilization of international assistance, as agreed in Cairo, are urgently needed to accelerate the implementation of the Programme of Action, which will in turn contribute to the advancement of the broad population and development agenda;

5. *Also reiterates* that Governments should continue to commit themselves at the highest political level to achieving the goals and objectives of the Programme of Action, inter alia, through the integration of the Programme of Action in programmes and national policies for poverty eradication;

6. *Recognizes* that the effective implementation of the Programme of Action will require an increased commitment of financial resources, both domestically and externally, and in this context calls upon developed countries to complement the national financial efforts of developing countries related to population and development and intensify their efforts to transfer new and additional resources to the developing countries, in accordance with the relevant provisions of the Programme of Action, in order to ensure that population and development objectives and goals are met;

7. *Urges* donor countries to fulfill their commitments with regard to their official development assistance for population assistance;

8. *Calls upon* both donors and developing countries to make every effort to strengthen their commitment to meet the estimated costs of the Programme of Action;

9. *Encourages* Governments, international organizations, including those of the United Nations system, international financial institutions and other relevant stakeholders to assist developing countries in implementing the Programme of Action through technical assistance and capacity-building activities to accelerate the implementation of the Programme of Action;

10. *Reiterates* that international cooperation in the field of population and development is essential for the implementation of the Programme of Action and the key actions for its further implementation and for the attainment of its goals by 2015, and calls upon the international community to continue to provide, both bilaterally

and multilaterally, support and assistance for population and development activities in the developing countries;

11. *Emphasizes* the importance of building and sustaining partnerships among Governments and relevant civil society stakeholders, in accordance with section V of the key actions, so as to strengthen the capacity of developing countries for the successful implementation of the Programme of Action and the key actions for its further implementation, and invites all Governments and relevant organizations of the United Nations system, as well as the private sector and non-governmental organizations, to continue to support these activities;

12. *Calls upon* the United Nations Population Fund to continue to play a crucial role, within its mandate, in helping recipient countries to achieve the goals and targets contained in the Programme of Action, the key actions for its further implementation and the United Nations Millennium Declaration, recognizing the strong and widespread support for the activities of the Fund.

Decision 2004/1

Special themes for the Commission on Population and Development in the years 2005-2006

The Commission on Population and Development:

a) Reaffirms that the special theme for the thirty-eighth session of the Commission in 2005 shall be “Population, development and HIV/AIDS, with particular emphasis on poverty”;

b) Decides that the Commission should also consider in 2005 the contribution of the implementation of the Programme of Action of the International Conference on Population and Development, in all its aspects, to the achievement of the internationally agreed development goals, including those contained in the United Nations Millennium Declaration¹³;

c) Decides that the special theme for the thirty-ninth session of the Commission in 2006 shall be “International migration and development”, as a contribution of the Commission to the high-level dialogue of the General Assembly on the issue.

¹³ See General Assembly resolution 55/2.

Decision 2004/2

Methods of work of the Commission on Population and Development

The Commission on Population and Development, recalling General Assembly resolution 57/270 B, of 23 June 2003, paragraph 46, in which the Assembly requested that each functional commission examine its methods of work in order to better pursue the implementation of the outcomes of major United Nations conferences and summits:

- a) Decides to consider its methods of work at its thirty-eighth session;
- b) Requests the Secretary-General, upon consultation with States Members of the United Nations and observers, to submit a report to the Commission at its thirty-eighth session on the improvements in the methods of work of the Commission;
- c) Decides to elect the Bureau of the Commission on the final day of each session;
- d) Also decides to establish a system of regular geographical rotation for the chairmanship of the Commission.

Decision 2004/3

Documents considered by the Commission on Population and Development at its thirty-seventh session

The Commission on Population and Development takes note of the following documents:

- a) Report of the Secretary-General on the review and appraisal of the progress made in achieving the goals and objectives of the Programme of Action of the International Conference on Population and Development (E/CN.9/2004/3);
- b) Report of the Secretary-General on the flow of financial resources for assisting in the implementation of the Programme of Action of the International Conference on Population and Development: a 10-year review (E/CN.9/2004/4);
- c) Report of the Secretary-General on programme implementation and progress of work in the field of population in 2003: Population Division, Department of Economic and Social Affairs (E/CN.9/2004/5);
- d) Note by the Secretary-General on the proposed strategic framework for the period 2006-2007 (E/CN.9/2004/6).

SELECTED WORK IN PROGRESS

Wall Chart on Population Ageing 2005

The Population Division of the Department of Economic and Social Affairs of the United Nations is currently preparing a wall chart entitled *Population Ageing 2005*. For 228 countries or areas as well as for regions and the world, the wall chart presents comparable indicators including absolute and relative numbers of the older persons, proportions currently married, living alone and in the labour force among both older men and women, the sex ratio of populations 60 years or older and 80 years or older, the potential support ratio, the statutory retirement age for men and women, and life expectancy at age 60 for men and women. It updates the previously issued wall chart, *Population Ageing 2002* (United Nations publication, Sales No. E.02.XIII.2) with additional information on solitary living among older persons.

Wall Chart on World Fertility Patterns 2004

The Population Division of the Department of Economic and Social Affairs of the United

Nations is preparing a wall chart highlighting recent data on selected fertility indicators. The wall chart, entitled *World Fertility Patterns 2004* (previously issued as *World Fertility Patterns 1997*), includes data on total fertility rates, age-specific fertility rates, and the mean age at childbearing for countries with populations greater than 100,000 in 2000. The chart provides data for two periods, around 1970 and around 2000. The chart also presents fertility indicators for major areas and regions, calculated on averages weighed by the number of women in the appropriate age group.

The chart shows a decrease in the proportion of countries with total fertility of 5 children or more per woman, from 53 per cent around 1970 to 23 per cent around 2000. The proportion of countries experiencing below-replacement fertility climbed from 9 per cent around 1970 to 36 per cent around 2000, a four-fold increase. While current fertility is at below replacement in all developed countries, it still remains at 5 children or more in a large part of sub-Saharan Africa, as well as several other countries.

The wall chart also shows that fertility declines have been accompanied by major shifts in the timing of childbearing. The mean age at childbearing decreased in most developing countries, as the result of declining fertility among older women. In contrast, in developed countries, the mean age at childbearing has risen, as women have postponed the onset of childbearing. The mean age at childbearing decreased by one-half year in Africa and by two years in Asia and in Latin America. It increased by one year in Europe and in Northern America, and by two years in Oceania.

Population, Resources, Environment and Development Databank (PRED BANK 2004)

During 2004, work progressed on the preparation of the fourth revision of the databank on Population, Resources, Environment and Development. The new revision of the PRED Bank includes selected indicators prepared by the Population Division of the Department of Economic and Social Affairs based on the *2002 Revision* of the population estimates and projections, as well as data on age at marriage, contraceptive use, international migration and population policies. These data are supplemented with economic, social and environmental indicators provided by other United Nations offices and international organizations. The number of variables included in the PRED Bank has increased from 131 in the previous revision, to 140 variables in the current revision. The additional

variables include data on young-adult literacy, adult HIV prevalence and revised indicators on school enrolment, among others. In addition, the user interface of the databank has been improved to include a search capability that facilitates data retrieval.

The World Economic and Social Survey 2004

The *World Economic and Social Survey* issued by the Department of Economic and Social Affairs of the United Nations is an annual publication analyzing the state of the world economy and emerging policy issues. Part One of the Survey provides short-term global and regional economic trends, and examines the factors that have shaped recent economic performance. Part Two discusses a special theme of relevance to the prevailing world economic and social situation. The special theme of *The World Economic and Social Survey 2004* is international migration. Given that 175 million persons lived in a country other than that in which they were born in 2000, international migration has gained prominence in both national and international agendas. The *2004 Survey* addresses various aspects of international migration, including trends and prospects, government views and policies, economic determinants and consequences, social dimensions, temporary movements, international cooperation and improving information on international migration. The Population Division has contributed several chapters to this report.

RECENT PUBLICATIONS

Studies

World Population in 2300
ESA/P/WP.187/Rev.1

World Fertility Report: 2003
ESA/P/WP.189

World Urbanization Prospects: The 2003 Revision:
Data Tables and Highlights
ESA/P/WP.190

*World Population Monitoring 2002: Reproductive
rights and reproductive health*
ST/ESA/SER.A/215. Sales No. E.02.XIII.14

*Partnership and Reproductive Behavior in Low-
Fertility Countries*
ST/ESA/SER.A/221. Sales No. E.03.XIII.5

*World Population Prospects: The 2002 Revision,
Vol. II: Sex and Age*
ST/ESA/SER.A/223. Sales No. E.03.XIII.7

World Population Policies 2003
ST/ESA/SER.A/230. Sales No. E.04.XIII.3

Wall Charts

World Contraceptive Use 2003
ST/ESA/SER.A/227. Sales No. E.04.XIII.2

Urban and Rural Areas 2003
ST/ESA/SER.A/231. Sales No. E.04.XIII.4

Urban Agglomerations 2003
ST/ESA/SER.A/232. Sales No. E.04.XIII.5

Major population concerns of Governments in 2003

Issues of significance to at least half of all Governments in 2003, by level of development

<i>Region and Issue</i>	<i>Percentage of Governments reporting it is significant</i>
World	
HIV/AIDS	80
Size of the working-age population	71
Infant and child mortality	71
Maternal mortality	68
Low life expectancy	57
Population ageing	56
Adolescent fertility	54
More developed regions	
Population ageing	76
HIV/AIDS	74
Size of the working-age population	62
Low fertility	58
Less developed regions	
Infant and child mortality	84
Maternal mortality	82
HIV/AIDS	82
Size of the working-age population	76
Low life expectancy	65
Adolescent fertility	61
High fertility	58
High rates of population growth	55

Source: World Population Policies 2003 (United Nations publication, Sales No. E.04.XIII.3).